

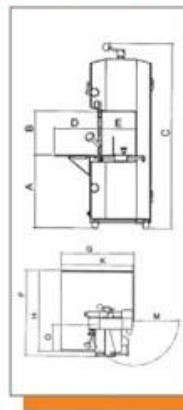
Pily na kosti MADO



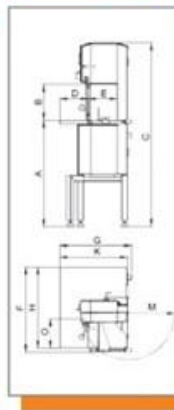
Pro více informací nás kontaktujte.

www.gastrotechnogroup.cz

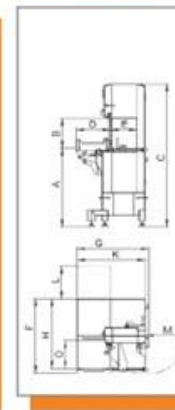
MKB 749 D/W



MKB 750, 751, 753



MKB 752, 754



MKB 757



MKB 758



	MKB 749 D/W	MKB 750	MKB 751	MKB 752	MKB 753	MKB 754	MKB 757	MKB 758
A	383 mm	879 mm	889 mm	889 mm	895 mm	895 mm	961 mm	961 mm
B	233 mm	290 mm	340 mm	340 mm	410 mm	410 mm	519 mm	520 mm
C	990 mm	1569 mm	1690 mm	1690 mm	1857 mm	1857 mm	2135 mm	2135 mm
D	240 mm	230 mm	325 mm	362 mm	400 mm	436 mm	685 mm	690 mm
E	191 mm	235 mm	280 mm	281 mm	400 mm	400 mm	815 mm	815 mm
F	610 mm	693 mm	831 mm	850 mm	887 mm	908 mm	1122 mm	1111 mm
G	519 mm	579 mm	724 mm	762 mm	944 mm	980 mm	1641 mm	1700 mm
H	575 mm	660 mm	798 mm	798 mm	854 mm	853 mm	1077 mm	1020 mm
K	510 mm	547 mm	688 mm	726 mm	910 mm	946 mm	1498 mm	1498 mm
L	371 mm			331 mm		397 mm		
M	320 mm	378 mm	430 mm	431 mm	571 mm	571 mm	1014 mm	1010 mm
O	184 mm	238 mm	320 mm	320 mm	375 mm	375 mm	575 mm	575 mm
Current type	400 V, 50 Hz 3-phase AC 230 V, 50 Hz single-phase AC	400 V, 50 Hz 3-phase AC	400 V, 50 Hz 3-phase AC	400 V, 50 Hz 3-phase AC	400 V, 50 Hz 3-phase AC	400 V, 50 Hz 3-phase AC	400 V, 50 Hz 3-phase AC	400 V, 50 Hz 3-phase AC
Capacity	1,1 kW	1,5 kW	1,5 kW	1,5 kW	2,2 kW	2,2 kW	4,0 kW	4,0 kW
Fuse protection	16 A inert	16 A inert	16 A inert	16 A inert	16 A inert	16 A inert	16 A inert	16 A inert
Revolutions	1425/1400 rpm	1435 rpm	1435 rpm	1435 rpm	965 rpm	965 rpm	1435 rpm	1435 rpm
Cutting speed	17 m/sec.	17 m/sec.	22 m/sec.	22 m/sec.	22 m/sec.	22 m/sec.	22 m/sec.	22 m/sec.
Cutting width max.	191 mm	235 mm	280 mm	280 mm	400 mm	400 mm	800 mm	800 mm
Cutting height max.	233 mm	280 mm	330 mm	330 mm	400 mm	400 mm	485 mm	485 mm
Dimensions of saw blade	1750 x 16 x 0.5 mm	2170 x 16 x 0.5 mm	2430 x 16 x 0.5 mm	2430 x 16 x 0.5 mm	3150 x 16 x 0.6 mm	3150 x 16 x 0.6 mm	4455 x 16 x 0.6 mm	4455 x 16 x 0.6 mm
Weight	ca. 60 kg	ca. 102 kg	ca. 147 kg	ca. 170 kg	ca. 205 kg	ca. 225 kg	ca. 400 kg	ca. 400 kg

Dimensions and Technical Data - Technical alterations are subject to change - This drawing is only a layout and do not complies with our construction drawings - Exact mounting dimensions should be obtained